Guide Axis ► Standard Type
Straight Rod Type

Please order according to the diagram

❶~❸ Select the type and parameters in the order of for ordering

Model (❶Code)	–	❷D	–	❸L	–	LC EC() SC() JD()
HAZBN	–	D3	–	L400	–	SC()

Optional Processing

Price Excluding Tax (Yuan)

Discounted Price

Quantity	1~9	10~
Price	100%	Separate Quotation

Custom-made / Inventory

CAD 2D 3D

Code	Type	D Tolerance	Material International	Material Equivalent	Hardness	Surface Treatment
HAZBN	Standard Type	g6	GCr15	SUJ2	High-frequency quenching	—
HAZBP					Effective hardened layer depth see P003	Hard Chromium Plating,Coating hardness HV850~,Coating thickness 3~53~5μm
HAZBS			9Cr18Mo	SUS440C	Quenching hardness	—
HAZBT					GCr15 HRC56~	Hard Chromium Plating,Coating hardness HV850~,Coating thickness 3~53~5μm
HAZBQ			45	S45C	S45C HRC56~	—
HAZBR					9Cr18Mo HRC54~	Hard Chromium Plating,Coating hardness HV850~,Coating thickness 3~53~5μm

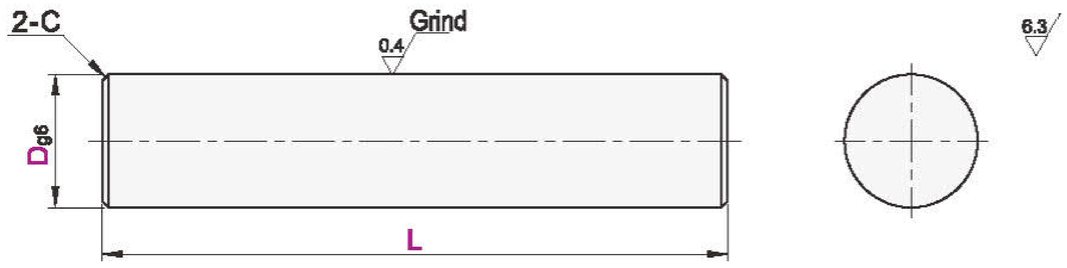

❗ For roundness, straightness, perpendicularity, coaxiality, hardness change, and chromium layer distribution, please refer to the guide shaft product brochure.

Model ❶Code	❷Dg6		❸L Minimum Unit 1	C
HAZBN HAZBP HAZBS HAZBT HAZBQ HAZBR	3	-0.002 -0.008	8~400	0.2
	4			
	5	-0.004 -0.012		
	6		15~600	
	8	-0.005 -0.014	15~800	
	10			
	12		15~1000	
	13		20~1000	0.5
	15	-0.006 -0.017		
	16			
	18		25~1200	
	20			
	25	-0.007 -0.020	30~1200	
	30		30~1500	1.0
	35			
	40	-0.009 -0.025	40~1500	
	50		60~1500	

Optional Processing

Code	Technical Specification	
LC	**Change L size tolerance** 	Selection Method LC ❗ Minimum Unit 0.1 ❗ L < 300 Change to L±0.03; 300≤L < 600 Change to L± 0.05; L≥600 Change to L±0.1
EC( )	**Add 1 flat surface** 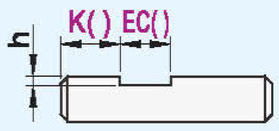	Selection Method EC10-K8 ❗ Minimum Unit 1 D / h: 3~5 / 0.5; 6~18 / 1; 20~40 / 2; 50 / 3
ED( )	**Add 2 flat surface** 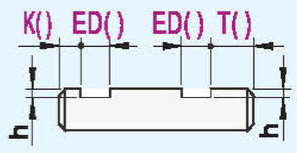	Selection Method ED10-K8-T20 ❗ Minimum Unit 1 D / h: 3~5 / 0.5; 6~18 / 1; 20~40 / 2; 50 / 3
SC( )	**Add 1 wrench slot** 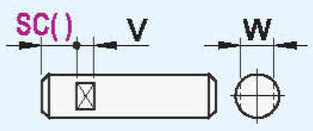	Selection Method SC5 ❗ Minimum Unit 1 ❗ Applicable to sizes above D5 D / W / V: 6 / 5 / ; 8 / 7 / 6; 10 / 8 / ; 12 / 10 / ; 13 / 11 / ; 15 / 13 / ; 16 / 14 / 11; 18 / 16 / ; 20 / 17 / ; 25 / 22 / ; 30 / 27 / 16; 35 / 30 / ; 40 / 36 / 21; 50 / 41 /

Code	Technical Specification	
JD( )	**Add 1 keyway** 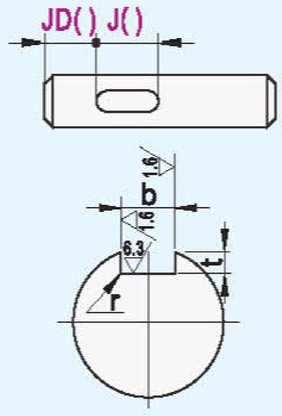	Selection Method JD10-J10 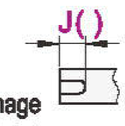 ❗ Minimum Unit 1 ❗ When JD=0, see the right image ❗ D12,D16,D20,D25,D30 Only applicable to this optional processing
VD( )	**Add V-shaped groove** 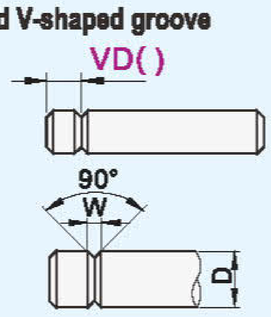	Selection Method VD8 ❗ Minimum Unit 1 ❗ Applicable to sizes above D5 D / W: 6-8 / 2; 10~18 / 4; 20~25 / 6; 30~35 / 8; 40~50 / 12
VE( )	**Add V-shaped grooves at both ends** 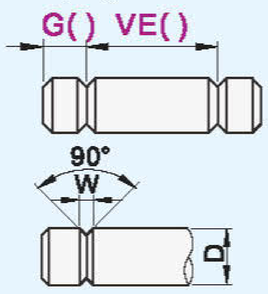	Selection Method VE180-G8 ❗ Minimum Unit 1 ❗ Applicable to sizes above D5 D / W: 6-8 / 2; 10~18 / 4; 20~25 / 6; 30~35 / 8; 40~50 / 12

❗ When selecting 2 or more optional processing items, there should be a gap of more than 2mm between each processing area.

❗ Optional processing may reduce the hardness of the product.