Guide Axis ► Grooved with Snap Ring
Straight Rod Type

Please order according to the diagram

❶~❸ Select the type and parameters in the order of for ordering

Model (❶Code)	–	❷D	–	❸L	–	HC KC()
HAZCN	–	D3	–	L400	–	HC

Optional Processing

Price Excluding Tax (Yuan)

Discounted Price

Quantity	1~9	10~
Price	100%	Separate Quotation

Custom-made / Inventory

CAD 2D 3D

Code	Type	D Tolerance	Material International	Material Equivalent	Hardness	Surface Treatment
HAZCN	Grooved with Snap Ring	g6	GCr15	SUJ2	High-frequency quenching Effective hardened layer depth see P003 Quenching hardness GCr15 HRC56~ 9Cr18Mo HRC54~	—
HAZCP						Hard Chromium Plating,Coating hardness HV850~,Coating thickness 3~53~5μm
HAZCS			9Cr18Mo	SUS440C		—
HAZCT						Hard Chromium Plating,Coating hardness HV850~,Coating thickness 3~53~5μm

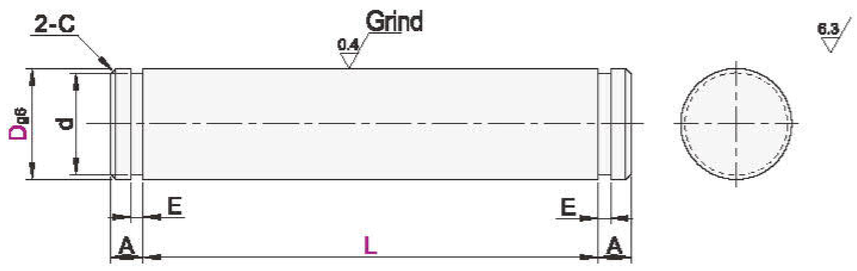

For roundness, straightness, perpendicularity, coaxiality, hardness change, and chromium layer distribution, please refer to the guide shaft product brochure.

Grooved with Snap Ring

Model ❶Code	Dg6		❸L Minimum Unit 1	A	E		d		With retaining ring attached(Two) HAZCN/HAZCS	HAZCP/HAZCT	C
HAZCN HAZCP HAZCS HAZCT	3	-0.002 -0.008	8~400	2	0.5	+0.05 0	2	+0.06 0	URHBO-3	URHBP-3	0.5
	4	-0.004 -0.012			0.7	+0.1 0	3		URHBO-4	URHBP-4	
	5						4	+0.075 0	URHBO-5	URHBP-5	
	6		15~600				5		URHBO-6	URHBP-6	
	8	-0.005 -0.014	15~800	3	0.9		7	+0.09 0	URHBO-8	URHBP-8	
	10						9.6	0 -0.09	URHAO-10	URHAP-10	
	12	-0.006 -0.017	15~1000	3.5		+0.14 0	11.5	0 -0.11	URHAO-12	URHAP-12	
	13		20~1000		1.15		12.4		URHAO-13	URHAP-13	
	15		20~1200				14.3		URHAO-15	URHAP-15	
	16						15.2		URHAO-16	URHAP-16	
	18		25~1200				17		URHAO-18	URHAP-18	
	20	-0.007 -0.020			1.35		19		URHAO-20	URHAP-20	
	25		30~1200	4.5			23.9	0 -0.21	URHAO-25	URHAP-25	1.0
	30				1.65		28.6		URHAO-30	URHAP-30	

Optional Processing

Code	Technical Specification
HC	**Change L size tolerance** Selection Method HC 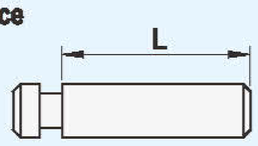
KC()	**Change L size tolerance** Move the L dimension position to the outside of the snap ring groove Selection Method KC30 ❶ Minimum Unit 1 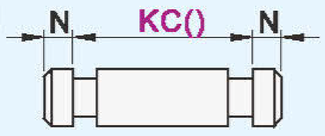

Code

When selecting 2 or more optional processing items, there should be a gap of more than 2mm between each processing area.

Optional processing may reduce the hardness of the product.