Guide Axis ► Standard Type/Uniform Diameter Type
Ordinary Grade/Precision Grade One-end External Thread Type

Please order according to the diagram

❶~❻ Select the type and parameters in the order of for ordering.

Standard Type (Ordinary Grade)

Model(❶Code)	–	❷D	–	❸L	–	❹E	–	❺B	–	❻P	–	LC JD()...
HBZAN	–	D6	–	L100	–	E10	–	B6	–	P6	–	LC

Optional Processing

Price Excluding Tax (Yuan)

Discounted Price

Quantity	1~9	10~
Price	100%	Separate Quotation

Custom-made / Inventory

Standard Type		Uniform	D	Material		Hardness	Surface Treatment
Ordinary Grade	Precision Grade	Diameter Type	Tolerance	International	Equivalent		
HBZAN	HBZAJN	HBZDN	g6	GCr15	SUJ2	High-frequency quenching Effective hardened layer depth see P003 Quenching hardness GCr15 HRC56~ 9Cr18Mo HRC54~	—
HBZAP	HBZAJP	HBZDP					Hard Chromium Plating,Coating hardness HV850~,Coating thickness 3~53~5μm
HBZAS	HBZAJS	HBZDS		9Cr18Mo	SUS440C		—
HBZAT	HBZAJT	HBZDT					Hard Chromium Plating,Coating hardness HV850~,Coating thickness 3~53~5μm

- For roundness, straightness, perpendicularity, coaxiality, hardness change, and chromium layer distribution, please refer to the guide shaft product brochure.
- Through Hole of the shaft end processing part (effective thread length + approximately 10mm) may decrease due to the annealing effect of processing. For more details, please refer to the overview of the guide shaft.
- For precision grade guide shafts, the thread root is equipped with a grinding chamfer (maximum width of 1 mm, maximum depth of 0.1 mm).

Standard Type
HBZAN/AP/AS/AT
HBZAJN/JP/JS/JT

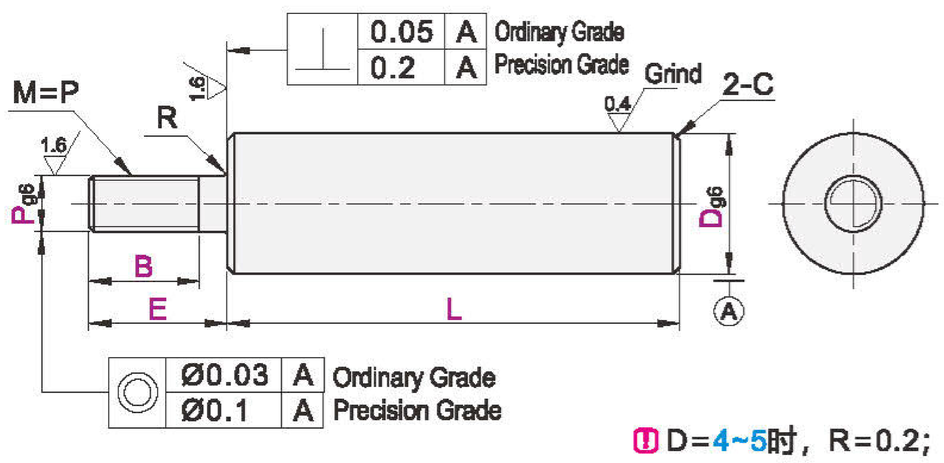

Uniform Diameter Type
HBZDN/DP/DS/DT

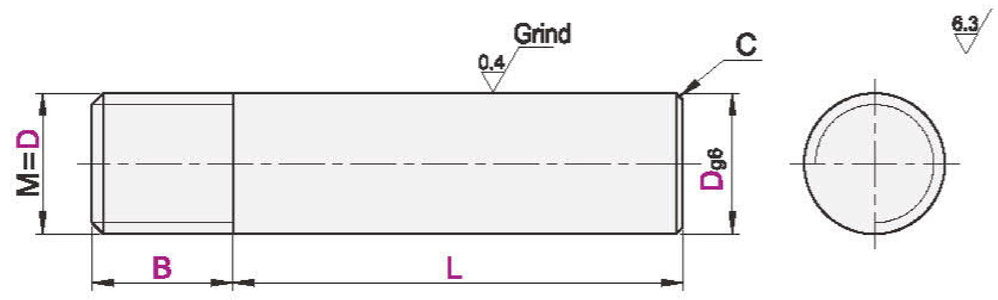

D=4~5时，R=0.2；D=6~30时，R=0.3；D=35~50时，R=0.5。

Standard Type (Ordinary Grade)

Model Code	Dg6		Minimum Unit 1 L	E	B	P Selection	C
HBZAN HBZAP HBZAS HBZAT	4	-0.004 -0.012	20~300	E=2~P×5	Specify the B dimension according to the usage requirements	3	0.2
	5		20~400			3 4	
	6		20~600			3 4 5 6	
	8	-0.005 -0.014	20~800			4 5 6 8	
	10					5 6 8 10	
	12	-0.006 -0.017	20~1000			5 6 8 10 12	0.5
	13					5 6 8 10 12	
	15					5 6 8 10 12	
	16					5 6 8 10 12	
	18		20~1200			6 8 10 12 16	
	20	-0.007 -0.020				8 10 12 16	
	25					8 10 12 16 20 24	
	30					8 10 12 16 20 24	1.0
	35	-0.009 -0.025	20~1500			10 12 16 20 24 30	
	40					12 16 20 24 30	
	50					16 20 24 30	

Standard Type (Precision Grade)

Model Code	Dg6		Minimum Unit 1 L	E	B	P Selection	C
HBZAJN HBZAJP HBZAJS HBZAJT	5	-0.004 -0.012	20~300	E=2~P×5	Specify the B dimension according to the usage requirements	3	0.2
	6					3 4	
	8	-0.005 -0.014				3 4 5 6	
	10		20~350			4 5 6 8	
	12	-0.006 -0.017				5 6 8 10	0.5
	13					5 6 8 10	
	15					5 6 8 10 12	
	16					5 6 8 10 12	
	18					5 6 8 10 12 16	
	20	-0.007 -0.020	25~450			6 8 10 12 16	
	25					8 10 12 16 20	1.0
	30					8 10 12 16 20 24	

Uniform Diameter Type

Model Code	Dg6		Minimum Unit 1 L	B	M	C
HBZDN HBZDP HBZDS HBZDT	3	-0.002 -0.008	20~200	3~20	3	
	4	-0.004 -0.012	20~300	4~25	4	0.2
	5		20~400	4~30	5	
	6		20~600	5~35	6	
	8	-0.005 -0.014	20~800	7~45	8	
	10			8~55	10	0.5
	12	-0.006 -0.017	20~1000	9~65	12	
	16		20~1200	10~85	16	
	20	-0.007 -0.020		13~105	20	1.0
	30		20~1500	18~155	30	

Optional Processing

Code	Technical Specification
LC	**Change L size tolerance** Selection Method LC 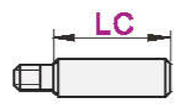 Not applicable to standard type Minimum Unit 0.1 L < 300 Change to $L_{\pm 0.03}$; 300≤L < 600 Change to $L_{\pm 0.05}$; L≥600 Change to $L_{\pm 0.1}$ Precision Grade is not applicable for L>300
EC( )	**Add 1 flat surface** Selection Method EC10-K8 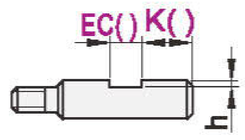 Minimum Unit 0.1 Applicable to Ordinary Grade only D / h: 3~5 / 0.5; 6~18 / 1; 20~40 / 2; 50 / 3
JD( )	**Add 1 wrench slot** Selection Method JD10-J10 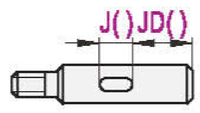 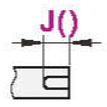 Minimum Unit 0.1 When JD=0, see the right image D12,D16,D20,D25,D30 Only applicable to this optional processing Applicable to Ordinary Grade only
PC( ) PD( )	**Change external thread to fine thread** Selection Method PC17 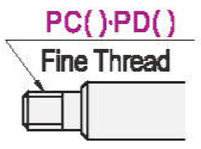 PC: The pitch of this fine thread corresponds to the bearing screw cap PD: The pitch of this fine thread corresponds to the cylinder Not applicable to standard type When selecting, please change P to PC(PD) When selecting, P and PC(PD) must be of the same size The dimension in () is not applicable to Precision Grade
SC( )	**Add 1 wrench slot** Selection Method SC5 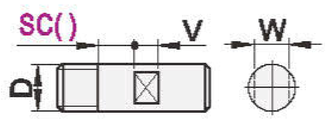 Minimum Unit 0.1 Applicable to sizes above D6 Not applicable to standard type

D	PC							PD	
(4)	3	4							
5	3	(4)	(5)						
6	3	4	(5)	(6)					
8	3	4	5	6	(8)				
10	—	4	5	6	8	(10)		(10)	
12	—		5	6	8	10	(12)	10	(12)
13	—		5	6	8	10	(12)	10	
15	—		5	6	8	10	12	10	12
16	—		5	6	8	10	12 (15)	10	12 14
18	—		5	6	8	10	12 (15)	10	12 14 (18)
20	—		—	6	8	10	12 15 (17)	10	12 14 18
25	—		—	—	8	10	12 15 17 (20)	10	12 14 18
30	—		—	—		10	15 17 20 (25)	10	12 14 18
(35)	—		—	—			15 17 20 25 30	10	12 14 18
(40)	—		—	—			15 17 20 25 30		12 14 18
(50)	—		—	—			15 17 20 25 30		14 18
Pitch	0.35	0.5		0.75		1.0	1.5	1.25	1.5

D	W	V
6	5	
8	7	9
10	8	
12	10	
16	14	11
20	17	
30	27	16

- When selecting 2 or more optional processing items, there should be a gap of more than 2mm between each processing area.
- Optional processing may reduce the hardness of the product.