Guide Axis ► External Thread on One End • Type with Chamfer
Ordinary Grade/Precision Grade

Please order according to the diagram

❶~❺ Select the type and parameters in the order of for ordering.

Ordinary Grade

Model (❶Code)	–	❷D	–	❸L	–	❹E	–	❺M	–	Optional Processing JD() LC MC() NC()
HCZAN	–	D8	–	L800	–	E10	–	M6	–	LC

Price Excluding Tax (Yuan)

Discounted Price

Quantity	1~9	10~
Price	100%	Separate Quotation

Custom-made / Inventory

Code	Type		Ordinary Grade	D Tolerance	Material International	Material Equivalent	Hardness	Surface Treatment
HCZAN	External Thread on One End	Type with Chamfer	Ordinary Grade	g6	GCr15	SUJ2	High-frequency quenching Effective hardened layer depth see P003 Quenching hardness GCr15 HRC56~ 9Cr18Mo HRC54~	—
HCZAP								Hard Chromium Plating,Coating hardness HV850~,Coating thickness 3~53~5μm
HCZAS					9Cr18Mo	SUS440C		—
HCZAT								Hard Chromium Plating,Coating hardness HV850~,Coating thickness 3~53~5μm
HCZAJN			Precision Grade		GCr15	SUJ2		—
HCZAJP								Hard Chromium Plating,Coating hardness HV850~,Coating thickness 3~53~5μm
HCZAJS					9Cr18Mo	SUS440C		—
HCZAJT								Hard Chromium Plating,Coating hardness HV850~,Coating thickness 3~53~5μm

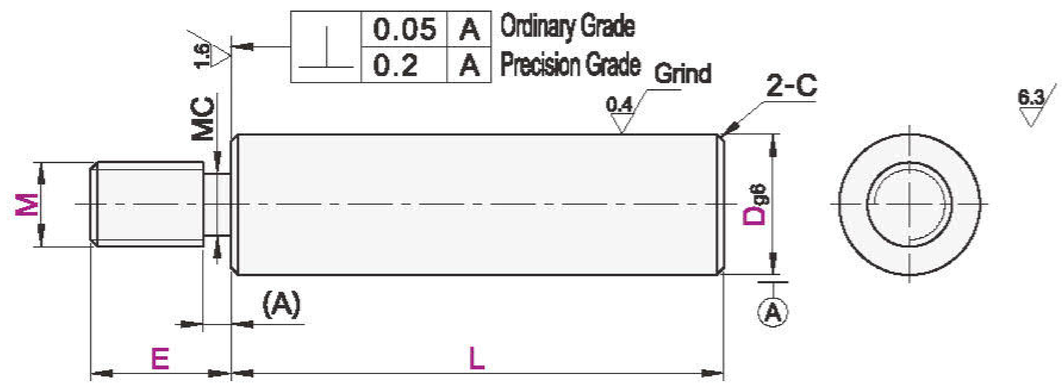

- For roundness, straightness, perpendicularity, coaxiality, hardness change, and chromium layer distribution, please refer to the guide shaft product brochure.
- Please note that the hardness of the shaft end processing part (effective thread length + approximately 10mm) may decrease due to the annealing effect of processing. For more details, please refer to the overview of the guide shaft.

Ordinary Grade

Model ❶Code	❷Dg6		Minimum Unit 1 ❸L	❹E	❺M Selection	C
HCZAN HCZAP HCZAS HCZAT	8	-0.005 -0.014	20~800	5≤E≤3×M	6	0.5
	10				6 8	
	12	-0.006 -0.017	20~1000		6 8 10	
	13				6 8 10 12	
	15				6 8 10 12	
	16				6 8 10 12	
	18		20~1200		6 8 10 12 16	
	20	-0.007 -0.020			6 8 10 12 16	
	25				6 8 10 12 16 20 24	
	30		20~1500		8 10 12 16 20 24	1.0
	35	-0.009 -0.025			10 12 16 20 24 30	
	40				12 16 20 24 30	
	50				16 20 24 30	

Precision Grade

Model ❶Code	❷Dg6		Minimum Unit 1 ❸L	❹E	❺M Selection	C
HCZAJN HCZAJP HCZAJS HCZAJT	8	-0.005 -0.014	20~300	5≤E≤3×M	6	0.5
	10				6 8	
	12	-0.006 -0.017	20~350		6 8 10	
	13				6 8 10	
	15				6 8 10 12	
	16				6 8 10 12	
	18				6 8 10 12 16	
	20	-0.007 -0.020	20~450		6 8 10 12 16	1.0
	25				6 8 10 12 16 20	
	30				8 10 12 16 20 24	

Thread Chamfer Dimension M	Pitch	MC	(A)
6	1.0	4.4 (4.2)	2
8	1.25	6.0	3
10	1.5	7.7	
12	1.75	9.4	4
16	2.0	13.0	
20	2.5	16.4	5
24	3.0	19.6	
30	3.5	25.0	

For M6, the internal dimension of MC() is Precision Grade

Optional Processing

Code	Technical Specification	
EC( )	Add 1 flat surface 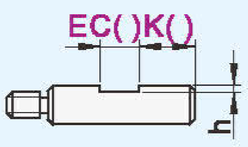	Selection Method EC10-K8 Minimum Unit 0.1 Applicable to Ordinary Grade only D / h: 6~18 / 1; 20~40 / 2; 50 / 3
JD( )	Add 1 keyway 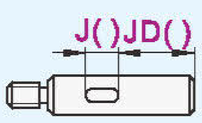	Selection Method JD10-J10 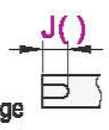 Minimum Unit 1 When JD=0, see the right image D12,D16,D20,D25,D30 Only applicable to this optional processing Applicable to Ordinary Grade only

- When selecting 2 or more optional processing items, there should be a gap of more than 2mm between each processing area.
- Optional processing may reduce the hardness of the product.

Code	Technical Specification	
LC	Change L size tolerance 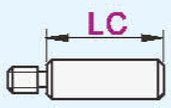	Selection Method LC Minimum Unit 0.1 L < 300 Change to $L_{\pm 0.03}$; 300≤L < 600 Change to $L_{\pm 0.05}$; L≥600 Change to $L_{\pm 0.1}$ Precision Grade is not applicable for L>300
MC( ) MD( )	Change external thread to fine thread 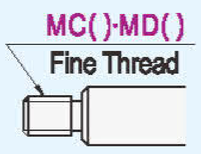	Selection Method MC10 MC: The pitch of this fine thread corresponds to the bearing screw cap MD: The pitch of this fine thread corresponds to the cylinder

D	MC				MD	
8	6					
10	6	8				
12·13	6	8 10			10	
15·16	6	8 10 12			10	12
18	6	8 10 12 15			10	12 14 18
20	6	8 10 12 15 17			10	12 14 18
25		8 10 12 15 17 20			10	12 14 18
30		8 10 12 15 17 20	25		10	12 14 18
(35)		10 12 15 17 20	25 30		10	12 14 18
(40)		12 15 17 20	25 30			12 14 18
(50)		15 17 20	25 30			14 18
Pitch	0.75	1.0	1.5	1.25		1.5

- When selecting, please change M to MC(MD)
- The dimension in () is not applicable to Precision Grade