Guide Axis ▶ One-end Step and One-end Internal Thread Type • One-end Step and Two-end Internal Thread Type

Ordinary Grade/Precision Grade

Please order according to the diagram

❶~❼ Select the type and parameters in the order of for ordering.

One-end Step and Two-end Internal Thread Type(Ordinary Grade)

Model(❶Code)	–	❷D	–	❸L	–	❹E	–	❺P	–	❻M	–	❼N	–	Optional Processing LC NC() SD()
HDZFN	–	D8	–	L800	–	E15	–	P6	–	M3	–	N4	–	LC

Price Excluding Tax (Yuan)

Discounted Price

Quantity	1~9	10~
Price	100%	Separate Quotation

Custom-made / Inventory

CAD 2D 3D

One-end Step and One-end Internal Thread Type	One-end Step and Two-end Internal Thread Type		D Tolerance	Material		Hardness	Surface Treatment
Ordinary Grade	Ordinary Grade	Precision Grade		International	Equivalent		
HDZEN	HDZFN	HDZFJN	g6	GCr15	SUJ2	High-frequency quenching Effective hardened layer depth see P003 Quenching hardness GCr15 HRC56~ 9Cr18Mo HRC54~	—
HDZEP	HDZFP	HDZFJP					Hard Chromium Plating,Coating hardness HV850~,Coating thickness 3~53~5μm
HDZES	HDZFS	HDZFJS		9Cr18Mo	SUS440C		—
HDZET	HDZFT	HDZFJT					Hard Chromium Plating,Coating hardness HV850~,Coating thickness 3~53~5μm

One-end Step and One-end Internal Thread Type

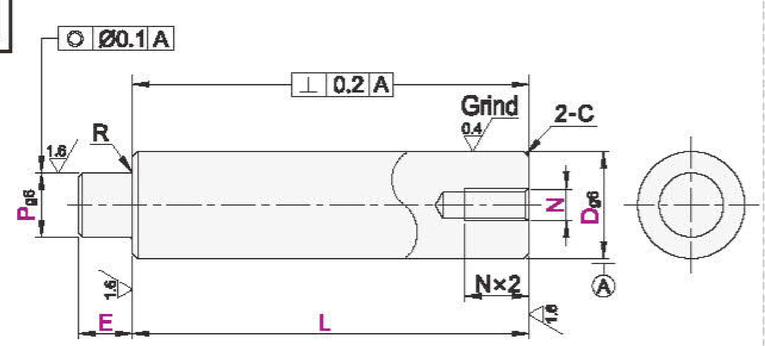

One-end Step and Two-end Internal Thread Type

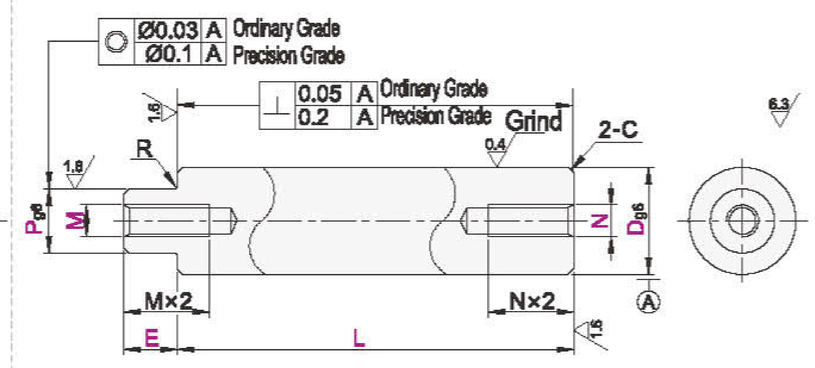

- For roundness, straightness, perpendicularity, coaxiality, hardness change, and chromium layer distribution, please refer to the guide shaft product brochure.
- Please note that the hardness of the shaft end processing part (effective thread length + approximately 10mm) may decrease due to the annealing effect of processing. For more details, please refer to the overview of the guide shaft.
- For precision grade guide shafts, the thread root is equipped with a grinding chamfer (maximum width of 1 mm, maximum depth of 0.1 mm).
- D=8~30When, R=0.3; D=35~50When, R=0.5. ⓘ D=8~18When, C=0.5; D=20~50When, C=1.

One-end Step and One-end Internal Thread Type(Ordinary Grade)

Model ❶Code	❷Dg6		Minimum Unit 1 ❸L	❹E	❺P	❻N Selection
HDZEN HDZEP HDZES HDZET	8	-0.005 -0.014	20~800	2≤E≤4×P	6	3 4 5
	10				6~8	3 4 5 6
	12	-0.006 -0.017	20~1000		6~10	4 5 6 8
	13				6~11	4 5 6 8
	15				6~13	4 5 6 8 10
	16		20~1200		6~14	4 5 6 8 10
	18				8~16	4 5 6 8 10 12
	20	-0.007 -0.020			8~17	4 5 6 8 10 12
	25				8~22	4 5 6 8 10 12 16
	30		20~1500		9~27	6 8 10 12 16 20
	35	-0.009 -0.025			9~32	8 10 12 16 20 24
	40				11~37	10 12 16 20 24 30
	50				11~47	10 12 16 20 24 30

One-end Step and Two-end Internal Thread Type(Ordinary Grade)

Model ❶Code	❷Dg6		Minimum Unit 1 ❸L	❹E	❺P	❻M Selection	❼N Selection
HDZFN HDZFP HDZFS HDZFT	8	-0.005 -0.014	20~800	2≤E≤4×P	6	3	3 4 5
	10				6~8	3 4 5	3 4 5 6
	12	-0.006 -0.017	20~1000		6~10	3 4 5 6	4 5 6 8
	13				6~11	3 4 5 6 8	4 5 6 8
	15				6~13	3 4 5 6 8 10	4 5 6 8 10
	16		20~1200		6~14	3 4 5 6 8 10	4 5 6 8 10
	18				8~16	4 5 6 8 10 12	4 5 6 8 10 12
	20	-0.007 -0.020			8~17	4 5 6 8 10 12	4 5 6 8 10 12
	25				8~22	4 5 6 8 10 12 16	4 5 6 8 10 12 16
	30		20~1500		9~27	5 6 8 10 12 16 20 24	6 8 10 12 16 20
	35	-0.009 -0.025			9~32	5 6 8 10 12 16 20 24	8 10 12 16 20 24
	40				11~37	6 8 10 12 16 20 24 30	10 12 16 20 24 30
	50				11~47	6 8 10 12 16 20 24 30	10 12 16 20 24 30

One-end Step and Two-end Internal Thread Type(Precision Grade)

Model ❶Code	❷Dg6		Minimum Unit 1 ❸L	❹E	❺P	❻M Selection	❼N Selection
HDZFJN HDZFJP HDZFJS HDZFJT	8	-0.005 -0.014	20~300	2≤E≤4×P	6	3	3 4 5
	10				6~8	3 4 5	3 4 5 6
	12	-0.006 -0.017	20~350		6~10	3 4 5 6	4 5 6 8
	13				6~11	3 4 5 6 8	4 5 6 8
	15				6~13	3 4 5 6 8 10	4 5 6 8 10
	16				6~14	3 4 5 6 8 10	4 5 6 8 10
	18				8~16	4 5 6 8 10 12	4 5 6 8 10 12
	20	-0.007 -0.020	20~450		8~17	4 5 6 8 10 12	4 5 6 8 10 12
	25				8~22	4 5 6 8 10 12 16	4 5 6 8 10 12 16
	30				9~27	5 6 8 10 12 16 20 24	6 8 10 12 16 20

Optional Processing

Code	Technical Specification
SD()	**Add 2 wrench slot** Selection Method SD12-S8 ⓘ Minimum Unit 0.1
LC	**Change L size tolerance** Selection Method LC ⓘ Minimum Unit 0.1 ⓘ L < 300 Change to $L_{\pm 0.03}$; 300≤L < 600 Change to $L_{\pm 0.05}$; L≥600 Change to $L_{\pm 0.1}$
NC()	**Change internal thread to fine thread** Selection Method NC14

SD()

D	W	V
8	7	9
10	8	
12	10	11
13	11	
15	13	
16	14	
18	16	
20	17	
25	22	
30	27	16
35	30	
40	36	21
50	41	

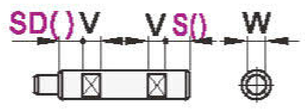

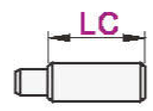

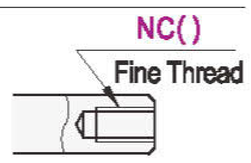

NC()

D	NC				
12·13	8				
15·16	8	10			
18	8	10	12		
20	8	10	12	14	
25~35	8	10	12	14	18
40	—	10	12	14	18
50	—	—	12	14	18
Pitch	1.0	1.25	1.5		

- When selecting, please change N to NC
- When selecting, N and NC must be of the same size

- When selecting 2 or more optional processing items, there should be a gap of more than 2mm between each processing area.
- Optional processing may reduce the hardness of the product.