Guide Axis ► One-end Step and Two-end Internal Thread Type • Type with Wrench Slot

Ordinary Grade/Precision Grade

Please order according to the diagram

❶~❽ Select the type and parameters in the order of for ordering.

Ordinary Grade

Model(❶Code)	–	❷D	–	❸L	–	❹E	–	❺P	–	❻M	–	❼N	–	❽S	–	LC NC()
HDZGN	–	D8	–	L800	–	E15	–	P6	–	M3	–	N4	–	S15	–	LC

Optional Processing

Price Excluding Tax (Yuan)

Discounted Price

Quantity	1~9	10~
Price	100%	Separate Quotation

Custom-made / Inventory

CAD 2D 3D

Code	Type		Ordinary Grade	D Tolerance	Material International	Material Equivalent	Hardness	Surface Treatment
HDZGN	One-end Step and Two-end Internal Thread Type	Type with Wrench Slot	Ordinary Grade	g6	GCr15	SUJ2	High-frequency quenching Effective hardened layer depth see P003 Quenching hardness GCr15 HRC56~ 9Cr18Mo HRC54~	—
HDZGP								Hard Chromium Plating,Coating hardness HV850~,Coating thickness 3~53~5μm
HDZGS					9Cr18Mo	SUS440C		—
HDZGT								Hard Chromium Plating,Coating hardness HV850~,Coating thickness 3~53~5μm
HDZGJN			Precision Grade		GCr15	SUJ2		—
HDZGJP								Hard Chromium Plating,Coating hardness HV850~,Coating thickness 3~53~5μm
HDZGJS					9Cr18Mo	SUS440C		—
HDZGJT								Hard Chromium Plating,Coating hardness HV850~,Coating thickness 3~53~5μm

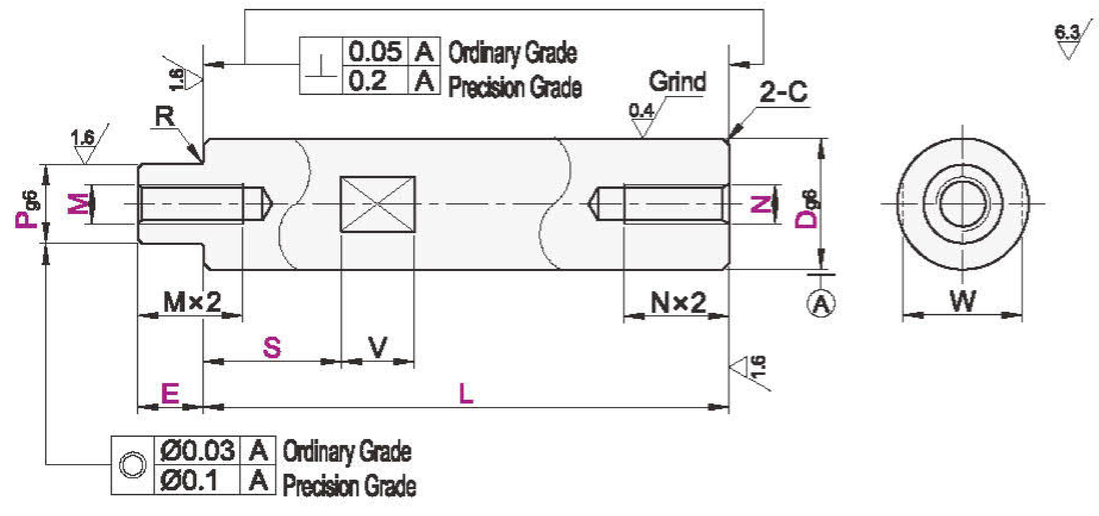

- For roundness, straightness, perpendicularity, coaxiality, hardness change, and chromium layer distribution, please refer to the guide shaft product brochure.
- Wrench Slot, Through Hole of the shaft end processing part (effective thread length + approximately 10mm) may decrease due to the annealing effect of processing. For more details, please refer to the overview of the guide shaft.
- For precision grade guide shafts, the thread root is equipped with a grinding chamfer (maximum width of 1 mm, maximum depth of 0.1 mm).

Ordinary Grade

Model ❶Code	❷Dg6		Minimum Unit 1 ❸L	❹E	❺P	❻M Selection	❼N Selection	Wrench slot size ❽S	W	V	R	C
HDZGN HDZGP HDZGS HDZGT	8	-0.005 -0.014	20~800	2≤E≤4×P	6	3	3 4 5		7	9	0.3	0.5
	10				6~8	3 4 5	3 4 5 6		8			
	12	-0.006 -0.017	20~1000		6~10	3 4 5 6	4 5 6 8		10	11		
	13				6~11	3 4 5 6 8	4 5 6 8		11			
	15				6~13	3 4 5 6 8 10	4 5 6 8 10		13			
	16		20~1200		6~14	3 4 5 6 8 10	4 5 6 8 10		14			
	18				8~16	4 5 6 8 10 12	4 5 6 8 10 12		16			
	20	-0.007 -0.020			8~17	4 5 6 8 10 12	4 5 6 8 10 12		17			1.0
	25				8~22	4 5 6 8 10 12 16	4 5 6 8 10 12 16		22			
	30		20~1500		9~27	5 6 8 10 12 16 20 24	6 8 10 12 16 20		27	16		
	35	-0.009 -0.025			9~32	5 6 8 10 12 16 20 24	8 10 12 16 20 24		30		0.5	
	40				11~37	6 8 10 12 16 20 24 30	10 12 16 20 24 30		36	21		
	50				11~47	6 8 10 12 16 20 24 30	12 16 20 24 30		41			

Precision Grade

Model ❶Code	❷Dg6		Minimum Unit 1 ❸L	❹E	❺P	❻M Selection	❼N Selection	Wrench slot size ❽S	W	V	R	C
HDZGJN HDZGJP HDZGJS HDZGJT	8	-0.005 -0.014	20~300	2≤E≤4×P	6	3	3 4 5		7	9	0.3	0.5
	10				6~8	3 4 5	3 4 5 6		8			
	12	-0.006 -0.017	20~350		6~10	3 4 5 6	4 5 6 8		10	11		
	13				6~11	3 4 5 6 8	4 5 6 8		11			
	15				6~13	3 4 5 6 8 10	4 5 6 8 10		13			
	16				6~14	3 4 5 6 8 10	4 5 6 8 10		14			
	18				8~16	4 5 6 8 10 12	4 5 6 8 10 12		16			
	20	-0.007 -0.020	20~450		8~17	4 5 6 8 10 12	4 5 6 8 10 12		17			1.0
	25				8~22	4 5 6 8 10 12 16	4 5 6 8 10 12 16		22			
	30				8~27	5 6 8 10 12 16 20 24	6 8 10 12 16 20		27	16		

Optional Processing

Code	Technical Specification	
LC	Change L size tolerance 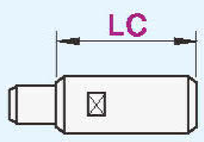	Selection Method LC Minimum Unit 0.1 L < 300 Change to L±0.03; 300≤L < 600 Change to L±0.05; L≥600 Change to L±0.1 Precision Grade is not applicable for L>300

Code	Technical Specification	
NC( )	Change internal thread to fine thread 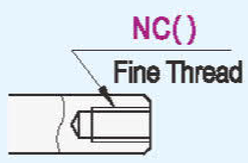	Selection Method NC14

D	NC				
12·13	8				
15·16	8	10			
18	8	10	12		
20	8	10	12	14	
25~35	8	10	12	14	18
40	—	10	12	14	18
50	—	—	12	14	18
Pitch	1.0	1.25	1.5		

- When selecting, please change N to NC
- When selecting, N and NC must be of the same size

- Optional processing may reduce the hardness of the product.