L-shaped Guide Shaft Support ▶ Standard type/Open Type

Please order according to the diagram

❶~❸ Select the type and parameters in the order of for ordering

Standard type

Model (❶Code)	–	❷DH7	–	❸H
HLARH	–	D8	–	H10

Discounted Price

Quantity	1~9	10~
Price	100%	Separate Quotation

Price Excluding Tax (Yuan)

Standard type

Custom-made / Inventory



CAD 2D 3D

Code		Material		Surface Treatment	Accessories
H Optional Type	H Specified Type	International	Equivalent		
HLARH	HLASH	45	S45C	Black Oxide Finish	1 Set Screw Lock
HLARJ	HLASJ			Electroless Nickel Plating	1 Set Screw Lock (Stainless Steel)
HKARK	HLASK	0Cr18Ni9	SUS304	—	
HLARL	HLASL	LD31	A6063	Natural Anodizing	

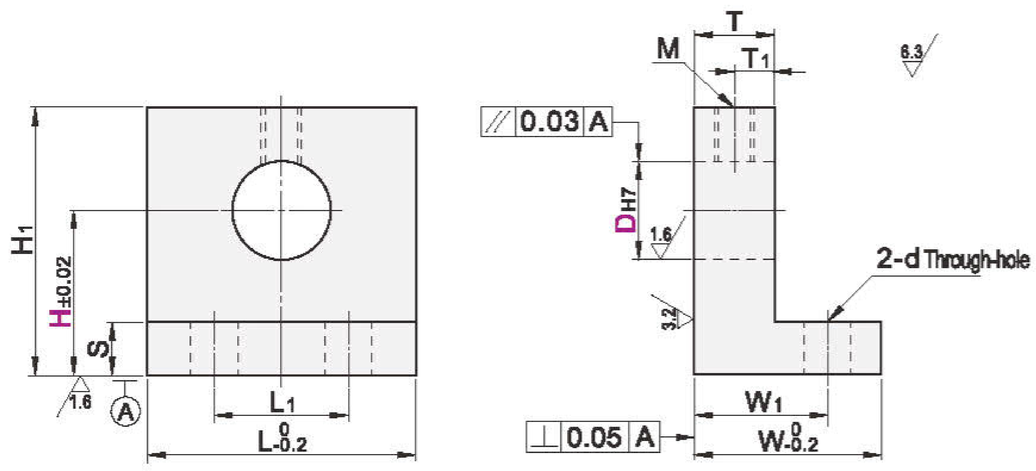

Model ❶Code	❷DH7		❸H Optional Type	Specified Type Minimum Unit 0.1	L	H1	T	T1	S	W	W1	M	L1	d
H Optional Type HLARH HLARJ HKARK HLARL	3	+0.010 0	10 15 20	10.0~20.0	20	H+5	6	3	3.8	13.8	10	M3	10	3.6
	4		10 15 20			H+6								
	5	+0.012 0	15 20 25	15.0~25.0		H+7								
	6		15 20 25			H+8								
	8	+0.015 0	15 20 25 30 35 40	15.0~40.0	25	H+9	8	4	5.8	17.8	13	M4	13	4.5
	10		20 25 30 35 40	20.0~40.0		H+10								
	12	+0.018 0	20 25 30 35 40			H+11								
	13		20 25 30 35 40 50	20.0~50.0		H+12								
H Specified Type HLASH HLASJ HLASK HLASL	16		20 25 30 35 40 50			H+13								
	20	+0.021 0	25 30 35 40 50 60	25.0~60.0	40	H+18	10	5	7.8	25.8	18	M6	24	6.6
	25		30 35 40 50 60	30.0~60.0		H+20								
	30		35 40 50 60	35.0~60.0	50	H+23	12	6	9.8	31.8	22		30	9
	35	+0.025 0	40 50 60 80	40.0~80.0		H+25								
	40		40 50 60 80			H+30	16	8	14.8	35.8	26			
	50		50 60 80	50.0~80.0	65	H+38				39.8	28	M8	40	14

Open Type

Custom-made / Inventory

CAD 2D 3D

Code		Material		Surface Treatment	Accessories
H Optional Type	H Specified Type	International	Equivalent		
HLBRH	HLBSH	45	S45C	Black Oxide Finish	1 Set Hexagon Socket Head Cap Screw
HLBRJ	HLBSJ			Electroless Nickel Plating	1 Set Hexagon Socket Head Cap Screw (Stainless Steel)
HKBRK	HKBSK	0Cr18Ni9	SUS304	—	
HLBRL	HLBSL	LD31	A6063	Natural Anodizing	
HLBRM	HLBSM			Black Anodizing	1 Set Hexagon Socket Head Cap Screw

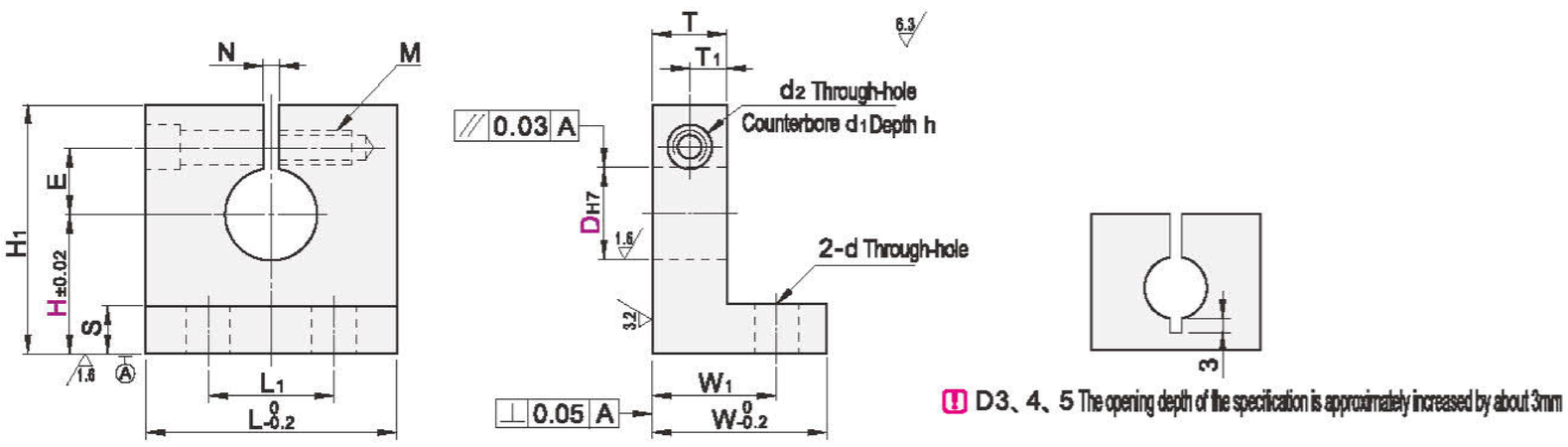

D3、4、5 The opening depth of the specification is approximately increased by about 3mm

Model ❶Code	❷DH7		❸H Optional Type	Specified Type Minimum Unit 0.1	L	H1	T	T1	S	W	W1	L1	d	E	M	d2	d1	h	N
H Optional Type HLBRH HLBRJ HKBRK HLBRL HLBRM	3	+0.010 0	10 15 20	10.0~20.0	20	H+11	8	4	3.8	15.8	12	12	3.5	7	M3 Depth 6	3.5	6.5	3.5	1.5
	4		10 15 20																
	5	+0.012 0	15 20 25	15.0~25.0		H+12								8					
	6		15 20 25																
	8	+0.015 0	15 20 25 30 35 40	15.0~40.0	25	H+16	10	5	5.8	19.8	15	15	4.5	11	M4 Depth 8	4.5	8	4.5	2
	10		20 25 30 35 40	20.0~40.0															
	12	+0.018 0	20 25 30 35 40			H+18								13					
	13		20 25 30 35 40 50	20.0~50.0															
H Specified Type HLBSH HLBSJ HKBSK HLBSL HLBSM	16		20 25 30 35 40 50		30	H+20								15					
	20		25 30 35 40 50 60	25.0~60.0	40	H+26	16	8	7.8	31.8	24	24	6.6	18	M6 Depth 12	6.6	11	6.5	
	25	+0.021 0	30 35 40 50 60	30.0~60.0		H+28								21					
	30		35 40 50 60	35.0~60.0	50	H+34	20	10	9.8	39.8	30	30	9	24	M8 Depth 16	9	14	9	3
	35	+0.025 0	40 50 60 80	40.0~80.0		H+37								27					
	40		40 50 60 80			H+39								29					
	50		50 60 80	50.0~80.0	65	H+51	25	12.5	14.8	49.8	38	40	14	38	M12 Depth 25	14	20	13	