Pneumatic Connection Block ▸ End-to-End Through Hole • Fixed Spacing Type
I Type

Please order according to the diagram

❶~❸ Select the type and parameters in the order of for ordering.

◎ Side Length: 20x20

Model(❶Code)	–	❷Number of Side Holes	–	❸Q.G.K
PAIBQ	–	1K	–	Q3M-G1-K1

Discounted Price

Quantity	1~9	10~
Price	100%	Separate Quotation

Price Excluding Tax (Yuan)

CAD 2D 3D

Code	Type		Side Length	Material International	Material Equivalent	Surface Treatment	Normal Pressure
PAIBQ	I-shaped End-to-End Through Hole	Fixed Spacing Type	20×20	LF2	A5052	Natural Anodizing	1MPa(≈10.2Kgf/cm²) Below
PAIBR			30×30				
PAIBS			40×40				

Side Length: 20x20

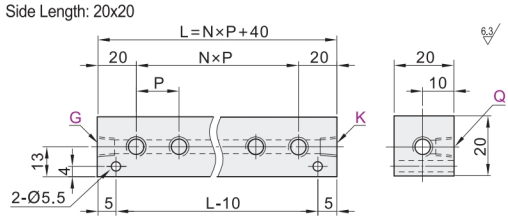

Side Length: 30x30

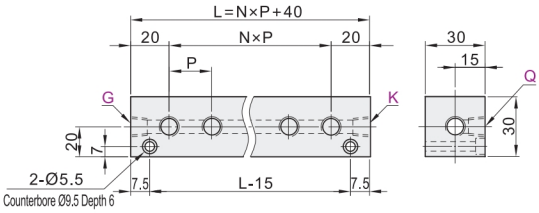

Side Length: 40x40

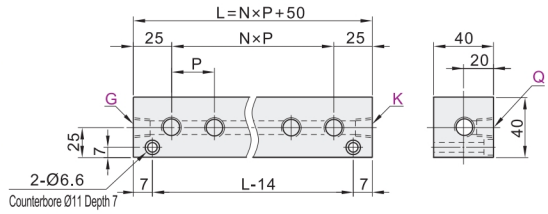

◎ Side Length: 20x20

Model Code	Number Side Holes	Rc (PT) /M Selection Q·G·K	Spacing P	N	Number of Threads
PAIBQ	1K		15	0	3
	2K	1 (1/8)		1	4
	3K	3M (M3)		2	5
	4K	4M (M4)		3	6
	5K	5 (M5)		4	7
	6K			5	8

! When the number of side holes is "6K", an additional mounting hole suitable for M5 screws is added at the L/2 position.

◎ Side Length: 30x30

Model Code	Number Side Holes	Rc (PT) /M/NPT Selection Q·G·K	Spacing P	N	Number of Threads
PAIBR	1K	1 (1/8)	30	0	3
	2K	2 (1/4)		1	4
	3K	5 (M5)		2	5
	4K	1N (NPT1/8)		3	6
	5K	2N (NPT1/4)		4	7
	6K			5	8

! When the number of side holes is "6K", an additional mounting hole suitable for M5 screws is added at the L/2 position.

◎ Side Length: 40x40

Model Code	Number Side Holes	Rc (PT) Selection Q	Rc (PT) Selection G·K	Spacing P	N	Number of Threads
PAIBS	1K			40	0	3
	2K	1 (1/8)	2 (1/4)		1	4
	3K	2 (1/4)	3 (3/8)		2	5
	4K	3 (3/8)	4 (1/2)		3	6
	5K	4 (1/2)			4	7
	6K				5	8

! When the number of side holes is "6K", an additional mounting hole suitable for M6 screws is added at the L/2 position.