

Round Pull Handle ▶ Self-Resetting Type External Mount Type



Please order according to the diagram

①~② Select the type and parameters in the order of for ordering.

Model(①Code) — ②L
CCEDA — **L131**



Discounted Price		
Quantity	1~9	10~
Price	100%	Separate Quotation

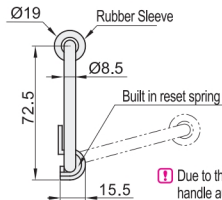
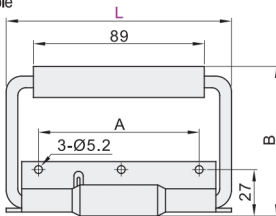
Price Excluding Tax (Yuan)



CAD 2D 3D

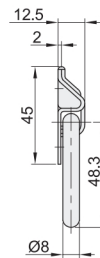
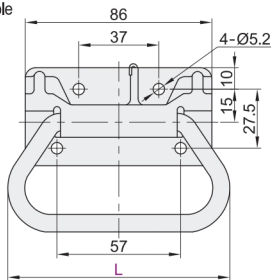
Code	Type	Mounting Hole	Material	Surface Treatment
CCEDA	Self-Resetting Type	3 Through-hole	Q235	Chrome Plating
CCEDB			SUS304	Mirror Polishing
CCJEA		4 Through-hole	SPCC	Chrome Plating
CCJEF			SUS304	—

3 Through-hole
CCEDA
CCEDB



❗ Due to the spring mechanism, when the hand is removed from the grip section, the pull handle automatically returns to its original position as shown in the diagram.

4 Through-hole
CCJEA
CCJEF



CCJEA/CCJEF Features:

- The grip section protrudes above the mounting surface, making it easy to grasp.
- The spring hook is positioned centrally, reducing the likelihood of the spring coming loose compared to traditional products.
- The spring will not slide out of the hook.
- Once the hand is removed from the pull handle, the handle automatically returns to its illustrated position due to the action of the spring.

3 Through-hole

Model		A	B	Reference Weight (kg/pcs)	
Code	L			CCEDA	CCEDB
CCEDA CCEDB	131	86	82	0.22	0.23

4 Through-hole

Model		Reference Weight (kg/pcs)
Code	L	
CCJEA CCJEF	102	0.15