

# Handle ▶ Curved Surface Handle/Long Handle Fixed Type



Please order according to the diagram

①~④ Select the type and parameters in the order of for ordering

■ Curved Surface Handle

Model(●Code) - ●M  
**SACAA** - **M5**

■ Long Handle.External thread type

Model(●Code) - ●M - ●L - ●Grip Color  
**SACOC** - **M6** - **L63** - **E**



Discounted Price

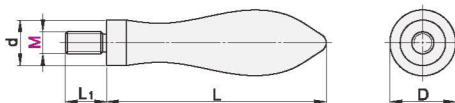
Quantity 1-9 10-  
 Price 100% Separate Quotation

Price Excluding tax (¥/mm)

## ■ Curved Surface Handle



Code	Type	Material	Surface Treatment
<b>SACAA</b>	External thread type	Q235	Bright Chrome Plating
<b>SACAC</b>			Plated chrome

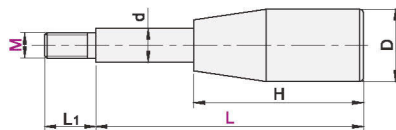


Model		L	L1	D	d	Reference Weight (kg/pcs)
Code	M					
<b>SACAA</b>	<b>5</b>	40	10	13	8	0.03
	<b>6</b>	50	12	16	10	0.04
	<b>8</b>	63	14	20	12	0.11
<b>SACAC</b>	<b>6</b>	48.5	14	16	10	0.048
	<b>8</b>	62.5	15.5	20	13	0.097

## ■ Long Handle.External thread type



Code	Type	Grip Portion		Screw Rod	
		Material	Material	Surface Treatment	
<b>SACOC</b>	External thread type	PF	1215MS	Plated chrome	

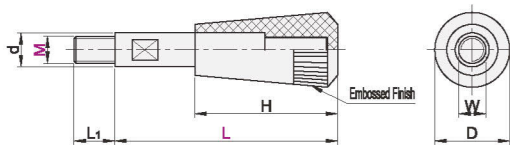


Model		L	Grip Color	L1	d	D	H	Reference Weight (kg/pcs)
Code	M							
<b>SACOC</b>	<b>6</b>	<b>63</b>	E( Black ) F( Red )	10	8	16	35	0.06
		<b>80</b>						0.09
		<b>100</b>						0.12
	<b>8</b>	<b>80</b>		12	10	18	40	0.08
		<b>100</b>						0.10
		<b>125</b>						0.14
	<b>10</b>	<b>100</b>		14	12	22	50	0.12
		<b>125</b>						0.14
		<b>160</b>						0.17
	<b>12</b>	<b>125</b>		16	16	27	60	0.16
		<b>160</b>						0.19
		<b>200</b>						0.25

## ■ Long Handle.External Threaded with Spanner Slot Type



Code	Type	Grip Portion		Screw Rod	
		Material	Color	Material	Surface Treatment
<b>SACOE</b>	External Threaded with Spanner Slot Type	ABS	Black	1215MS	Plated chrome



Model		L	L1	D	d	H	W	Reference Weight (kg/pcs)
Code	M							
<b>SACOE</b>	<b>8</b>	<b>83 101 121</b>	12	22	10	42	8	0.075
	<b>10</b>	<b>125 150</b>	14	25	12	50	10	0.135
	<b>12</b>	<b>132 156</b>	16	32	16	60	13	0.245