

Thrust-type Oil-free Bushing ▶ Standard Type/Tapered Bore Type/Counterbore type Copper Alloy



Please order according to the diagram

①~③ Select the type and parameters in the order of for ordering


Model (①Code) — ②d — ③L
GWQLV — **d6** — **L10**



Discounted Price

Quantity	1~9	10~
Price	100%	Separate Quotation

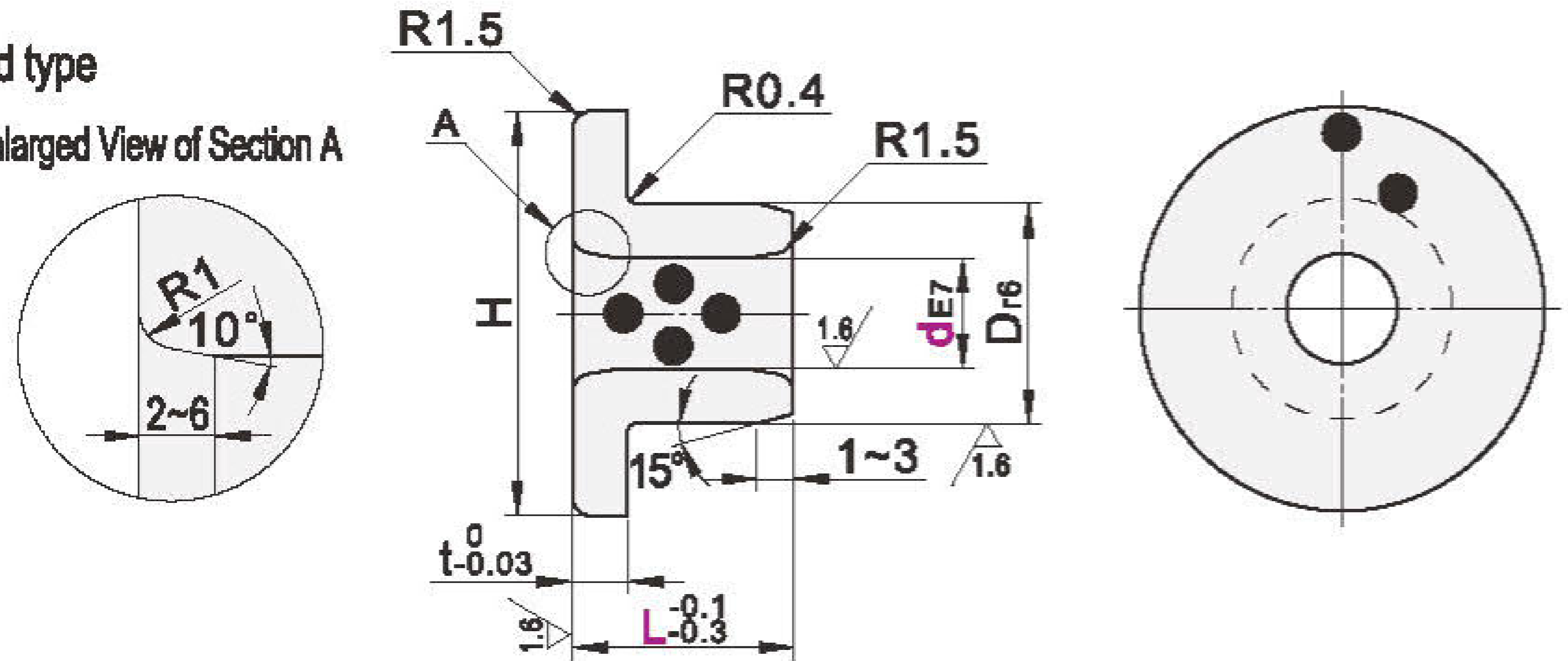
Price Excluding Tax (Yuan)



Code	Type	Material	Inner Diameter Tolerance	Outer Diameter Tolerance
GWQLV	Standard type	High-strength Brass (SP2) Embedded with Solid Lubricant	E7	r6
GWQMW	Tapered Bore Type		F7	m6
GWQNX	Counterbore type		F7	m6

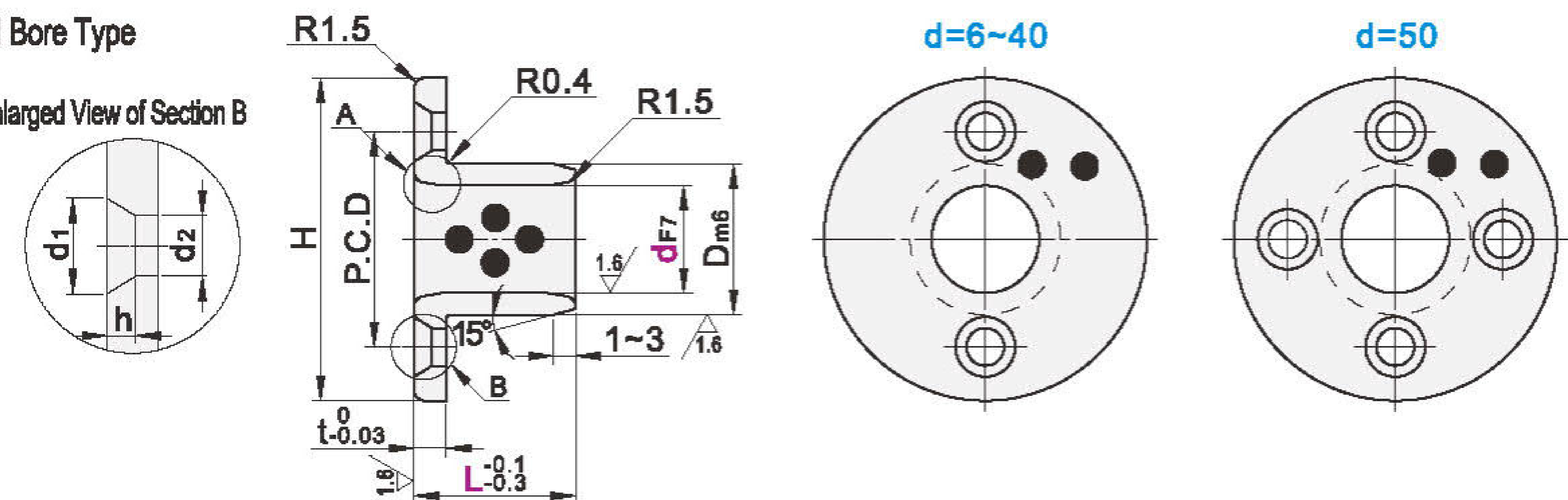
Standard type

Enlarged View of Section A



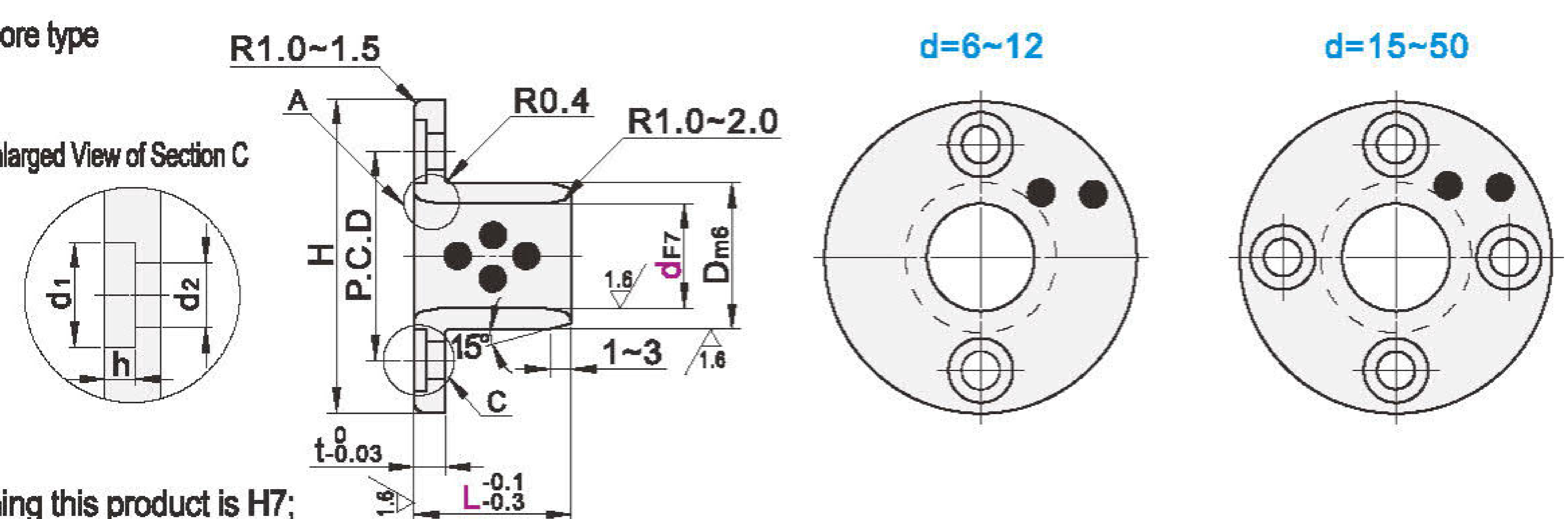
Tapered Bore Type

Enlarged View of Section B



Counterbore type

Enlarged View of Section C



① The diameter tolerance of the fixing seat matching this product is H7; the shaft diameter tolerance is for reference only.

Code	Model		L	Dr6		H	t
	dE7						
Standard type GWQLV	6	±0.032	10 12 14	12		22	
	8	+0.040	10 12 14 15	14	+0.034	25	
	10	+0.025	10 12 14 15 20 25	16	+0.023		
	12		10 12 14 15 20 25	18		30	3
	13		10 12 14 15 20 25	19			
	15	+0.050	12 14 15 20 25	21		35	
	16	+0.032	12 14 15 20 25 30	22	+0.041	40	
	18		14 15 20 25 30 35 40	24	+0.028	45	
	20		14 15 20 25 30 35 40 45	28		50	
	25	+0.061	14 15 20 25 30 35 40 45	33		55	5
	30	+0.040	15 20 25 30 35 40 45 50	38	+0.050	65	
	35		15 20 25 30 35 40 45 50	44	+0.034	70	
	40	+0.075	25 30 35 40 45 50	50		75	7
	50	+0.050	25 30 35 40 45 50 60	62	+0.060	90	8

Model	Code	dF7	L	Dm6	GWQMW						GWQNX								
					H	Mounting Hole				t	H	Mounting Hole				t			
					P.C.D	d1	d2	h	Counter Screw		P.C.D	d1	d2	h	Applicable for Thin Cylindrical Head Screws with Hexagonal Socket (need to be purchased separately)				
Tapered Bore Type GWQMW	6	+0.022 +0.010	10 12 15	10	+0.015 +0.006	25	15				25	17							
	8	+0.028 +0.013	10 12 15 20	12		28	18				27	19	6	3.5	2.2	M3×10(2个)	4		
	10		12 15 20 25	14	+0.018 +0.007	30	20				29	21				M4×12(2个)			
	12		12 15 20 25	18		40	28	8.5	3.5	2.5	M3	3	36	26		M4×12(4个)	5		
	15	+0.034 +0.016	12 15 20 25	21								39	29	7.5	4.5	3			
Counterbore type GWQNX	16		12 15 20 25 30 35	22	+0.021 +0.008	50	35				40	30							
	18		15 20 25 30 35	24							42	32							
	20		15 20 25 30 35 40	28							49	38	9	5.5	3.7	M5×16(4个)	6		
	25	+0.041 +0.020	15 20 25 30 35 40	33							54	43							
	30		20 25 30 35 40 45	38	+0.025 +0.009	60	45	13	6	3.5	M5	5	63	50	11	6.6	4.2	M6×20(4个)	8
	35		20 25 30 35 40 45	44								69	56						
40	+0.050 +0.025	25 30 35 40 45	50								82	66	14	9	5.2	M8×25(4个)	10		
50		25 30 35 40 45	62	+0.030 +0.011	100	75	16	7	4.5	M6	8	94	78						

① Countersunk Screws need to be purchased separately.